

Interactions between parasites and hosts

Fugo Takasu
Dept. Information & Computer Sciences
Nara Women's University, Nara, Japan

Interactions between exploiters and victims can result in various forms of adaptations and counter-adaptations

Exploiters try to make use of their victims while the victims try to escape from being exploited

Models of avian brood parasitism

What is avian brood parasitism?

Avian brood parasite exploits parental care of host and usually reduces the reproductive success.

Host defense against brood parasitism is adaptive and some host have evolved an ability to recognize and reject parasite eggs in response to parasitism.


The host defense, in turn, should select for egg mimicry by parasite.

The relationship between host and parasite is expected to result in coevolutionary arms race.

The common cuckoo



郭公 カッコウ -日本の托卵鳥-
吉野俊幸 文一総合出版



郭公 カッコウ -日本の托卵鳥-
吉野俊幸 文一総合出版

Other cuckoos



ホトトギス



ジュウイチ



ツツドリ

郭公 カッコウ ー日本の托卵鳥ー
吉野俊幸 文一総合出版

The brown-headed cowbird



<http://www.mbr-pwrc.usgs.gov/id/framlst/i4950id.html>



http://animaldiversity.ummz.umich.edu/site/accounts/information/Molothrus_ater.html

And others

About 1% of 9672 bird species are obligate brood parasites

Inter-specific and intra-specific brood parasitism

Adaptations and counter-adaptations

Host adaptive behavior/trait

Parasite adaptive behavior/trait

Attack toward parasite
nearby nest

Cryptic & quick
behaviors when
parasitizing

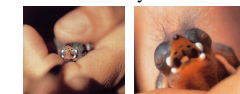


Egg recognition
and rejection



Egg mimicry

Chick mimicry



Chick recognition and rejection

Rothstein and Robinson 1998, Davies 2000

Evolution of host defense

Field studies have shown that

Suitable hosts of the Common Cuckoo, *Cuculus canorus*, show in general an ability to recognize and reject unlike model eggs.



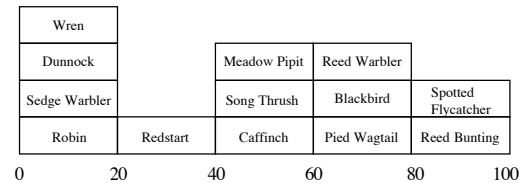
Hosts unsuitable for breeding cuckoo chicks show no such behavior.

Thus, host's ability to recognize and reject unlike egg in nest has evolved in response to brood parasitism.

However, the frequency of host individuals that reject parasitism differs from population to population. Why?

Proportion of host nests where unlike model eggs were rejected (%)

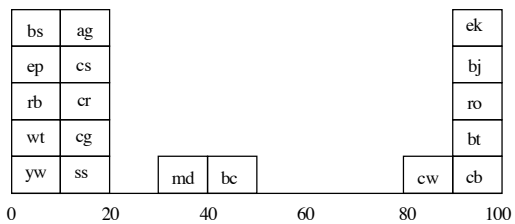
Suitable hosts of the Common Cuckoo, *Cuculus canorus*



Davies and Brooke 1989

Proportion of host nests where unlike model eggs were rejected (%)

Suitable hosts of the Brown-headed Cowbird, *Molothrus ater*



Rothstein 1975

How a cuckoo egg looks

Some cuckoo lays eggs that do not match host eggs. Such eggs would be rejected by hosts



Cuckoo egg in the nest of great reed warbler
An example of poor mimicry


Model assumptions

- Host behavior toward parasitism is genetically determined.
- Host population consists of accepter and rejecter individuals.

Genotype RR, RA : Rejecter

AA : Acceptor

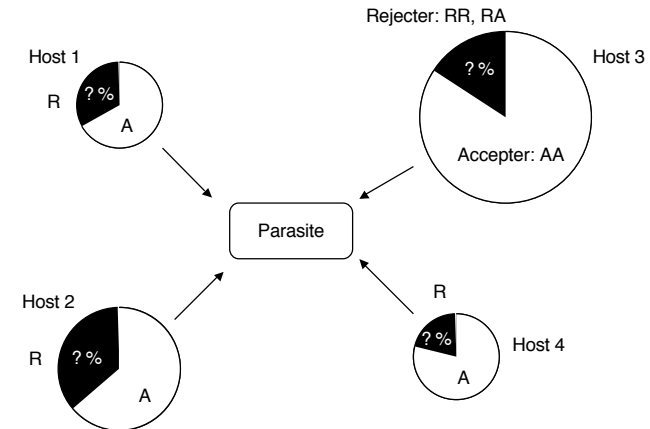
- Recognizing and rejecting parasite egg entails cost to perform.



Rejecting parasitism is more adaptive when severely parasitized ($P > P_c$), while accepting parasitism is more adaptive when no or few parasitism occurs ($P < P_c$).

Model diagram

Parasite exploits N host populations ($N = 4$)



Model equations

Parasite density: P Host i density: H_i $i = 1 \dots N$

Frequency of genotype RR of Host i : x_i

RA of Host i : y_i AA of Host i : $z_i = 1 - x_i - y_i$

$$P' = s_p P + \sum_{i=1}^N (1 - e^{-a_i P}) H_i z_i^2 \Gamma_i$$

s_p : Parasite survival rate

$$H_i' = \frac{k_i}{k_i + H_i} \left[s_{H_i} + (1 - z_i^2) \varepsilon_i f_i + z_i^2 f_i e^{-a_i P} \right] H_i$$

a_i : Searching efficiency of host i

$$x_i' = \frac{s_{H_i} x_i + \varepsilon_i f_i (x_i^2 + x_i y_i + y_i^2 / 4)}{s_{H_i} + (1 - z_i^2) \varepsilon_i f_i + z_i^2 f_i e^{-a_i P}}$$

Γ_i : Survival rate of parasite egg

k_i : Density effect of host i

s_{H_i} : Host i survival rate

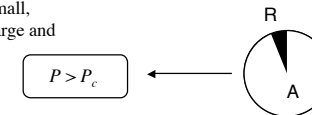
$$y_i' = \frac{s_{H_i} y_i + \varepsilon_i f_i (x_i y_i + 2x_i z_i + y_i^2 / 2 + y_i z_i)}{s_{H_i} + (1 - z_i^2) \varepsilon_i f_i + z_i^2 f_i e^{-a_i P}}$$

Specialist case: $N = 1$

There is a stable equilibrium frequency of rejecter individuals, that is always less than 1 (<100%). Host rejection is never fixed in the population!

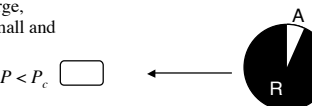
When freq. of rejecters is small, parasite density becomes large and

freq. of R increases.



When freq. of rejecters is large, parasite density becomes small and

freq. of A increases.



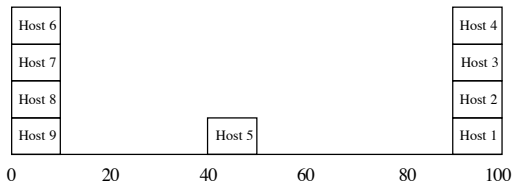
After a long run, the frequency of R reaches an equilibrium state.

The equilibrium frequency critically depends on the host abundance.

Generalist case: $N > 1$

Among N host populations, there exists a unique population that exhibits stable coexistence of rejecter and acceptor individuals at equilibrium. All the other populations consist either of only rejecter or acceptor individuals.

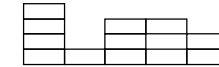
Example of the distribution of host defense level at stable equilibrium derived from the model



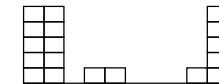
N hosts are distributed in the ascending order of the critical parasite density P_c .
The equilibrium distribution depends critically on the N host abundances.

Real world

Cuckoo hosts show various levels of defense against unlike model eggs

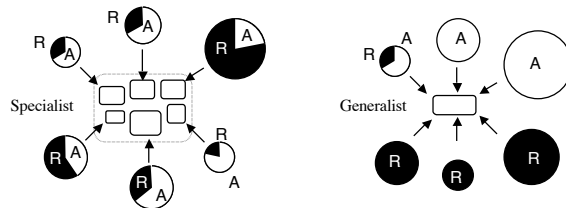


Cowbird hosts show a bi-modal distribution of 100% acceptor and 100% rejecter



Suggestion from the model

Breeding strategy of parasite – specialist or generalist – reflects the difference in the distribution of host defense level



The various defense levels the cuckoo's hosts show and the bi-modal distribution the cowbird's hosts show can be stationary.